

Spring 2022: SSW Graduate Classes (MSW & Ph.D) - DRAFT: SUBJECT TO CHANGE

Main class schedule grid with columns for days of the week (Monday-Saturday) and rows for time slots (8:00-7:30). Includes class numbers, section numbers, and descriptions.

Legend row for color-coded class categories: Foundation, HDA, Families & Children, Clinical Mental Health, Community Practice, Policy & Div, General Electives, Adv Research, Field, PhD Classes.

* DATES FOR:
SW 5905 (Permanency in CW): 22-Jan; 5-Feb; 12-Feb; 26-Feb; 19-Mar; 26-Mar; 2-Apr; 16-Apr
SW 5907 (SW in the Schools): Weeks 1-5: (24-Jan through 21-Feb)
SW 5912 (Grief & Loss): Weeks 1-5 (21-Jan through 18-Feb)
SW 8902 (Superv): Weeks 2-12 (24-Jan through 11-Apr, NOT 7-Mar - Spring Bk)
SW 8875 (Res Prac): 18-Jan; 1-Feb; 15-Feb-1-Mar; 22-Mar; 4-Apr; 19-Apr

This schedule is laid out on a grid for your convenience. ALWAYS check the official class schedule at onestop.umn.edu for accuracy

Dates for 8821 (Diversity): Table with columns for Thursdays and Saturdays, listing dates from 20-Jan to 14-Apr.

Dates for 8842 (Adv Prac Eval): Table with columns for Thursdays and Saturdays, listing dates from 27-Jan to 30-Apr.

Dates for SW 8843 (Prog Eval): Table with column for Thursdays, listing dates from 27-Jan to 28-Apr.

Dates for 8020 (Consultation Sem): Table with column for Thursdays, listing dates from 27-Jan to 4-Apr.

Dates for 8010/8030 (Practice Sem): Table with columns for Tuesdays, Fridays, and Saturdays, listing dates from 18-Jan to 23-Apr.

SPRING 2019_SSW GRAD_DRAFT_subject to change

4/1/2021

| Course # | Sec | Course Title | Credits | Day(s) | Time | Room | Curriculum Area | Instructor |
|-------------|-----|--|---------|--------|----------------|----------|--|------------|
| 5904 | 001 | Facilitation and Conflict Management | 2 | TH | 9:35-11:30AM | 280 PetH | General Elective | |
| 5905 | 001 | Permanency in Child Welfare | 2 | S | 8:00AM-12:00PM | 5 PetH | General Electives | |
| | | MEETING DATES: 1/22; 2/5; 2/12; 2/26;Feb; 3/19; 3/26; 4/2; 4/16 | | | | | | |
| 5907 | 001 | Social Work in the Schools | 1 | F | 1:55-4:55PM | 39 PetH | General Electives | |
| | | MEETING DATES: Weeks 2-6 [1/24 through 2/21] | | | | | | |
| 5912 | 001 | Grief and Loss | 1 | F | 5:10-8:00 PM | 5 PetH | General Elective | |
| | | MEETING DATES: Weeks 1-5 (1/21 through 2/18) | | | | | | |
| 5991 | 001 | Indep Study in SW | 1-4 | | | | | |
| 8010 / 8030 | 001 | Field Practicum I AND Adv Stand Practicum | 1-6 | T | 5:30-7:15PM | 280 PetH | Field - foundation (8010) and Adv Stand (8030) | |
| | | MEETING DATES: 1/18; 2/1; 2/15; 3/1; 3/22; 4/5; and 4/19 | | | | | | |
| 8010 / 8030 | 002 | Field Practicum I AND Adv Stand Practicum | 1-6 | T | 5:30-7:15PM | 39 PetH | Field - foundation (8010) and Adv Stand (8030) | |
| | | MEETING DATES: 1/18; 2/1; 2/15; 3/1; 3/22; 4/5; and 4/19 | | | | | | |
| 8010 / 8030 | 003 | Field Practicum I AND Adv Stand Practicum | 1-6 | T | 5:30-7:15PM | 74 PetH | Field - foundation (8010) and Adv Stand (8030) | |
| | | MEETING DATES: 1/18; 2/1; 2/15; 3/1; 3/22; 4/5; and 4/19 | | | | | | |
| 8010 / 8030 | 004 | Field Practicum I AND Adv Stand Practicum | 1-6 | F | 11:45AM-1:30PM | 155 PetH | Field - foundation (8010) and Adv Stand (8030) | |
| | | MEETING DATES: 1/21; 2/4; 2/18; 3/4; 3/25; 4/8; 4/22 | | | | | | |
| 8010 / 8030 | 005 | Field Practicum I AND Adv Stand Practicum | 1-6 | F | 11:45AM-1:30PM | 5 PetH | Field - foundation (8010) and Adv Stand (8030) | |
| | | MEETING DATES: 1/21; 2/4; 2/18; 3/4; 3/25; 4/8; 4/22 | | | | | | |
| 8010 / 8030 | 006 | Field Practicum I AND Adv Stand Practicum | 1-6 | F | 11:45AM-1:30PM | 80 PetH | Field - foundation (8010) and Adv Stand (8030) | |
| | | MEETING DATES: 1/21; 2/4; 2/18; 3/4; 3/25; 4/8; 4/22 | | | | | | |
| 8010 / 8030 | 007 | Field Practicum I AND Adv Stand Practicum | 1-6 | F | 11:45AM-1:30PM | 280 PetH | Field - foundation (8010) and Adv Stand (8030) | |
| | | MEETING DATES: 1/21; 2/4; 2/18; 3/4; 3/25; 4/8; 4/22 | | | | | | |
| 8010 / 8030 | 008 | Field Practicum I AND Adv Stand Practicum | 1-6 | F | 11:45AM-1:30PM | 39 PetH | Field - foundation (8010) and Adv Stand (8030) | |
| | | MEETING DATES: 1/21; 2/4; 2/18; 3/4; 3/25; 4/8; 4/22 | | | | | | |
| 8010 / 8030 | 009 | Field Practicum I AND Adv Stand Practicum | 1-6 | S | 2:45-4:30PM | 280 PetH | Field - foundation (8010) and Adv Stand (8030) | |
| | | MEETING DATES: 1/22; 2/5; 2;19; 3/5; 3/26; 4/9; 4/23 | | | | | | |

SPRING 2019_SSW GRAD_DRAFT_subject to change

4/1/2021

| Course # | Sec | Course Title | Credits | Day(s) | Time | Room | Curriculum Area | Instructor |
|-------------|-----|---|---------|--------|----------------|----------|--|------------|
| 8010 / 8030 | 010 | Field Practicum I AND Adv Stand Practicum | 1-6 | S | 3:30-5:15PM | 5 PetH | Field - foundation (8010) and Adv Stand (8030) | |
| | | MEETING DATES: 1/22; 2/5; 2;19; 3/5; 3/26; 4/9; 4/23 | | | | | | |
| 8020 | 001 | Field Practicum II | 1-6 | TH | 11:45AM-1:30PM | N/A | | |
| | | MEETING DATES: 1/27; 2/17; 3/3; 4/7 | | | | | | |
| 8020 | 002 | Field Practicum II | 1-6 | TH | 11:45AM-1:30PM | N/A | | |
| | | MEETING DATES: 1/27; 2/17; 3/3; 4/7 | | | | | | |
| 8020 | 003 | Field Practicum II | 1-6 | TH | 11:45AM-1:30PM | N/A | | |
| | | MEETING DATES: 1/27; 2/17; 3/3; 4/7 | | | | | | |
| 8020 | 004 | Field Practicum II | 1-6 | TH | 11:45AM-1:30PM | N/A | | |
| | | MEETING DATES: 1/27; 2/17; 3/3; 4/7 | | | | | | |
| 8020 | 005 | Field Practicum II | 1-6 | TH | 11:45AM-1:30PM | N/A | | |
| | | MEETING DATES: 1/27; 2/17; 3/3; 4/7 | | | | | | |
| 8041 | 001 | Specialized Field Placement | 1-4 | | | | | |
| 8152 | 001 | Social Work Practice Methods: Families and Groups | 2 | S | 12:30-2:30PM | 155 PetH | Foundation | |
| 8152 | 002 | Social Work Practice Methods: Families and Groups | 2 | F | 9:35-11:30AM | 155 PetH | Foundation | |
| 8152 | 003 | Social Work Practice Methods: Families and Groups | 2 | F | 9:35-11:30AM | 39 PetH | Foundation | |
| 8152 | 004 | Social Work Practice Methods: Families and Groups | 2 | F | 9:35-11:30AM | 5 PetH | Foundation | |
| 8261 | 001 | Advanced SW Practice in Health Care | 3 | TH | 5:10-8:00PM | 280 PetH | HDA Boost | |
| 8262 | 001 | Empowerment Practice with People with Disabilities | 3 | F | 8:30-11:30AM | 74 PetH | HDA Elective | |
| 8333 | 001 | FTE: Master's | 1 | | | | | |
| 8351 | 001 | Assessment and Engagement with Families and Children | 3 | TH | 5:10-8:00PM | 155 PetH | Advanced: F & C | |
| 8352 | 001 | Intervention Methods with Families | 3 | S | 12:15-3:15PM | 5 PetH | FC/CMH Elective | |
| 8363 | 001 | Social Work in Child Welfare | 3 | F | 5:10-8:00PM | 155 PetH | F& C Elective | |

SPRING 2019_SSW GRAD_DRAFT_subject to change

4/1/2021

| Course # | Sec | Course Title | Credits | Day(s) | Time | Room | Curriculum Area | Instructor |
|----------|-----|--|---------|--------|--------------|----------|---------------------|------------|
| 8363 | 002 | Social Work in Child Welfare | 3 | F | 5:10-8:00PM | 39 PetH | F& C Elective | |
| 8444 | 001 | FTE: Doctoral | 1 | | | | | |
| 8451 | 001 | Assessment and Engagement in Clinical Social Work Practice | 3 | TH | 8:30-11:30AM | 39 PetH | CMH Anchor | |
| 8451 | 002 | Assessment and Engagement in Clinical Social Work Practice | 3 | F | 5:10-8:00PM | 145 PetH | CMH Anchor | |
| 8451 | 003 | Assessment and Engagement in Clinical Social Work Practice | 3 | TH | 8:30-11:30AM | 80 PetH | CMH Anchor | |
| 8461 | 001 | Advanced Clinical Social Work Practice With Adults | 3 | S | 12:15-3:15PM | 145 PetH | Advanced: CMH | |
| 8462 | 001 | Advanced Clinical Social Work Practice With Children and Adolescents | 3 | TH | 8:30-11:30AM | 10 McNH | CMH/FCElective | |
| 8462 | 002 | Advanced Clinical Social Work Practice With Children and Adolescents | 3 | F | 5:10-8:00PM | 280 PetH | CMH/FCElective | |
| 8463 | 001 | Social work Practice with SPMI and SED | 3 | F | 1:55-4:55PM | 5 PetH | Advanced: CMH & HDA | |
| 8463 | 002 | Social work Practice with SPMI and SED | 3 | F | 1:55-4:55PM | 155 PetH | Advanced: CMH & HDA | |
| 8551 | 001 | Community Assessment and Intervention | 3 | TH | 5:10-8:00PM | 5 PetH | CP Anchor | |
| 8563 | 001 | Advanced Policy Advocacy | 3 | F | 1:55-4:55PM | 280 PetH | CP Elective | |
| 8666 | 001 | Doctoral Pre-Thesis Credits | 1-6 | | | | | |
| 8693 | 001 | Directed Study | 1-6 | | | | | |
| 8694 | 001 | Directed Research | 1-6 | | | | | |
| 8804 | 001 | Child Welfare Policy | 3 | W | 5:10-8:00PM | 145 PetH | Policy | |
| 8804 | 002 | Child Welfare Policy | 3 | W | 5:10-8:00PM | 280 PetH | Policy | |
| 8805 | 001 | Aging and Disability Policy | 3 | W | 5:10-8:00PM | 74 PetH | Policy | |
| 8806 | 001 | Health and Mental Health Policy | 3 | W | 5:10-8:00PM | 155 PetH | Policy | |
| 8806 | 002 | Health and Mental Health Policy | 3 | W | 5:10-8:00PM | 39 PetH | Policy | |
| 8806 | 004 | Health and Mental Health Policy | 3 | W | 5:10-8:00PM | 80 PetH | | |

SPRING 2019_SSW GRAD_DRAFT_subject to change

4/1/2021

| Course # | Sec | Course Title | Credits | Day(s) | Time | Room | Curriculum Area | Instructor |
|----------|-----|---|---------|--------|--------------|----------|------------------------|------------|
| 8807 | 001 | International and Comparative Social Welfare Policy | 3 | W | 5:10-8:00PM | 4 MagLib | Policy | |
| 8821 | 001 | Social Work & Difference, Diversity & Privilege | 2 | TH | 12:50-4:55PM | 5 PetH | Diversity | |
| | | MEETING DATES: 1/20; 3/2; 2/10; 2/24; 3/17; 3/24; 3/31; 4/14 | | | | | | |
| 8821 | 002 | Social Work & Difference, Diversity & Privilege | 2 | TH | 12:50-4:55PM | 145 PetH | Diversity | |
| | | MEETING DATES: 1/20; 3/2; 2/10; 2/24; 3/17; 3/24; 3/31; 4/14 | | | | | | |
| 8821 | 003 | Social Work & Difference, Diversity & Privilege | 2 | TH | 12:50-4:55PM | 39 PetH | Diversity | |
| | | MEETING DATES: 1/20; 3/2; 2/10; 2/24; 3/17; 3/24; 3/31; 4/14 | | | | | | |
| 8821 | 004 | Social Work & Difference, Diversity & Privilege | 2 | S | 8:00-11:45AM | 280 PetH | Diversity | |
| | | MEETING DATES: 1/22; 2/4; 2/12; 2/26; 3/19; 3/26; 4/16 | | | | | | |
| 8821 | 005 | Social Work & Difference, Diversity & Privilege | 2 | S | 8:00-11:45AM | 155 PetH | Diversity | |
| | | MEETING DATES: 1/22; 2/4; 2/12; 2/26; 3/19; 3/26; 4/16 | | | | | | |
| 8842 | 001 | Advanced Social Work Evaluation | 3 | TH | 1:55-4:55PM | 5 PetH | Concentration Research | |
| | | MEETING DATES: 1/27; 2/17; 3/3; 4/7; 4/21; 2/28 | | | | | | |
| 8842 | 002 | Advanced Social Work Evaluation | 3 | TH | 1:55-4:55PM | 39 PetH | Concentration Research | |
| | | MEETING DATES: 1/27; 2/17; 3/3; 4/7; 4/21; 2/28 | | | | | | |
| 8842 | 003 | Advanced Social Work Evaluation | 3 | TH | 1:55-4:55PM | 80 PetH | Concentration Research | |
| | | MEETING DATES: 1/27; 2/17; 3/3; 4/7; 4/21; 2/28 | | | | | | |
| 8842 | 004 | Advanced Social Work Evaluation | 3 | TH | 1:55-4:55PM | 145 PetH | Concentration Research | |
| | | MEETING DATES: 1/27; 2/17; 3/3; 4/7; 4/21; 2/28 | | | | | | |
| 8842 | 005 | Advanced Social Work Evaluation | 3 | S | 8:00-11:00AM | 5 PetH | Concentration Research | |
| | | MEETING DATES: 1/29; 2/19; 3/5; 4/9; 4/23; 4/30 | | | | | | |
| 8842 | 006 | Advanced Social Work Evaluation | 3 | S | 8:00-11:00AM | 145 PetH | Concentration Research | |
| | | MEETING DATES: 1/29; 2/19; 3/5; 4/9; 4/23; 4/30 | | | | | | |
| 8842 | 001 | SW Program Evaluation | 3 | TH | 1:55-4:55PM | 74 PetH | | |





SPRING 2019_SSW GRAD_DRAFT_subject to change

4/1/2021

| Course # | Sec | Course Title | Credits | Day(s) | Time | Room | Curriculum Area | Instructor |
|----------|-----|---|---------|--------|--------------|--------------------------|------------------|------------|
| | | MEETING DATES: 1/27; 2/17; 3/3; 4/7; 4/21; 2/28 | | | | | | |
| 8851 | 001 | Social Welfare History and Historical Research Methods | 3 | T | 12:50-3:50PM | 280 PetH | PhD | |
| 8872 | 001 | Social Work Research Seminar II | 3 | TH | 1:55-4:55 | 280 PetH | PhD | |
| 8875 | 001 | Research Practicum | 2 | T | 9:35-11:30 | (meeting in WH's office) | PhD | |
| | | MEETING DATES: 1/18; 2/1; 2/15; 3/1; 3/22; 4/5; 4/19 | | | | | | |
| 8888 | 001 | Thesis Credit: Doctoral | 1-24 | | | | PhD | |
| 8901 | 001 | Assessment and Treatment of Trauma | 2 | TH | 9:35-11:30AM | 145 PetH | General Elective | |
| 8901 | 002 | Assessment and Treatment of Trauma | 2 | M | 5:30-7:30 PM | 155 PetH | General Elective | |
| 8902 | 001 | Social Work Supervision, Consultation and Leadership | 2 | M | 5:10-8:00PM | 39 PetH | General Elective | |
| | | MEETING WEEKS: 2-12: 24-Jan through 11-Apr - no class on 3/7 - spr brk | | | | | | |

Key:

CMH = Clinical Mental Health
 F&C = Families and Children
 HDA = HealTh, Disabilities and Aging
 CP = Community Practice: Organizing, Leadership & Advocacy

 = SP = St Paul campus, NOT Peters Hall
 = need room confirmation
 = EB campus
 = special meeting dates